

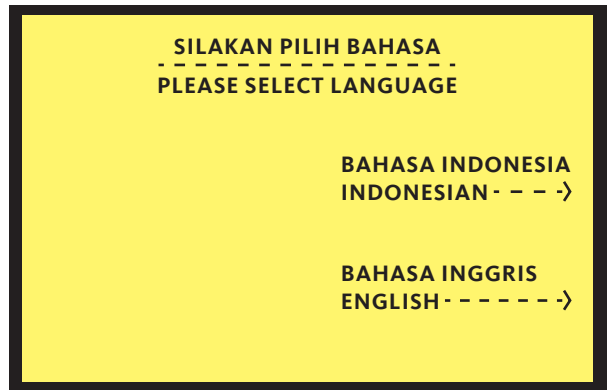
Panduan Penggantian PIN Kartu Kredit.



STEP 1

Masukkan Maybank Kartu Kredit Anda dan PILIH BAHASA

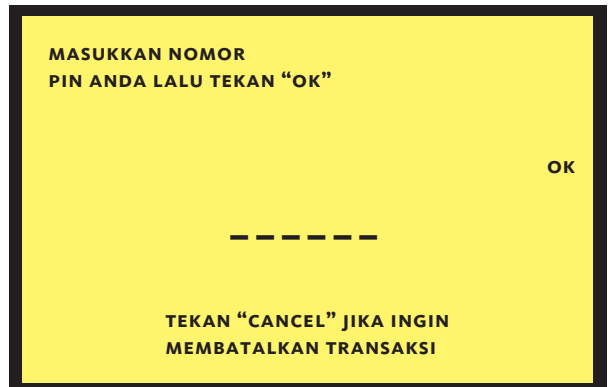
*Insert your Maybank Credit Card and
SELECT LANGUAGE*



STEP 2

Masukkan PIN lama Anda dan tekan OK

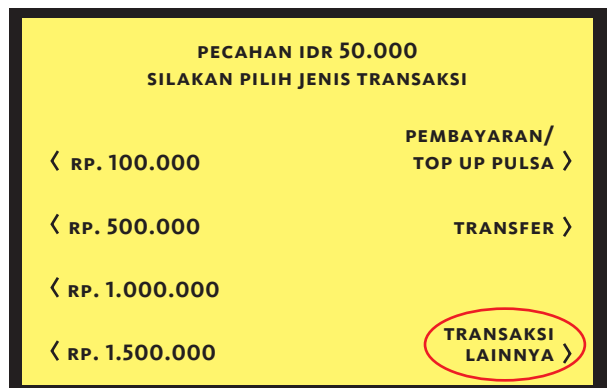
Enter your old PIN and press OK



STEP 3

Pilih TRANSAKSI LAINNYA

Select OTHER TRANSACTION



STEP 4

Pilih GANTI PIN

Select CHANGE PIN



STEP 5

Masukkan PIN LAMA Anda

Enter your OLD PIN



STEP 6

Masukkan PIN BARU Anda

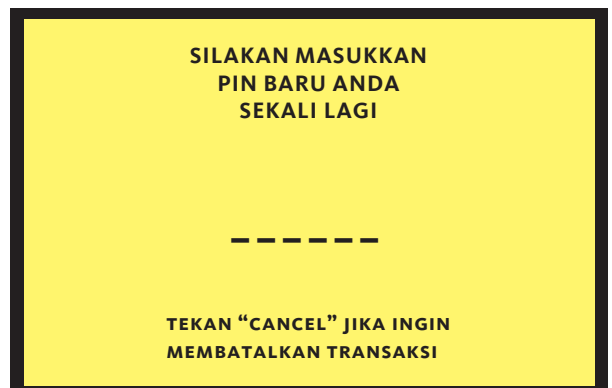
Enter your NEW PIN



STEP 7

Masukkan kembali PIN BARU Anda

Re-enter your NEW PIN



STEP 8

Transaksi Selesai

Transaction Complete