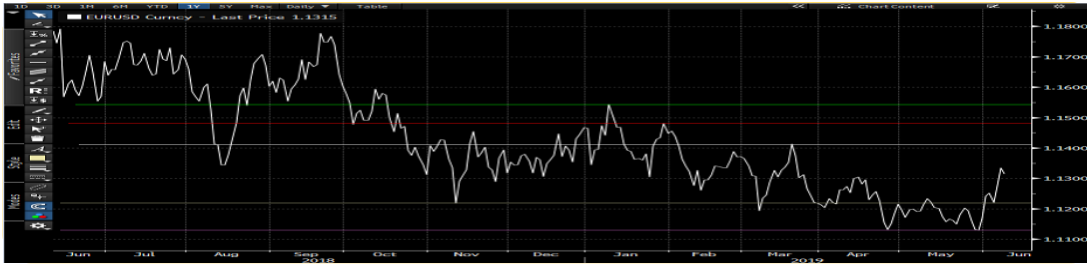


Daily FX Technical Update

10 June 2019

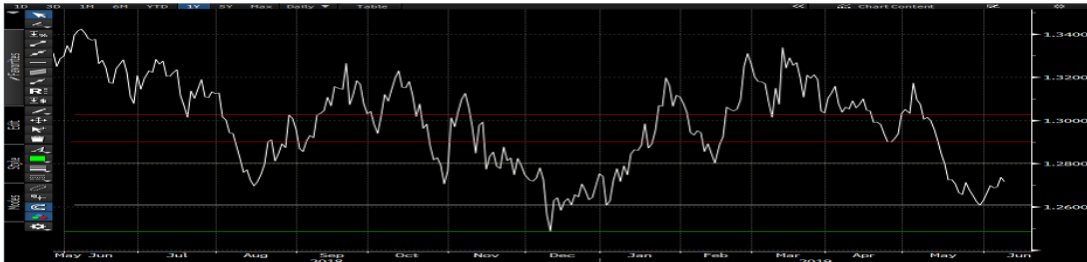
1. EURUSD



EURUSD: BUY
 Current: 1.1314
 Target: 1.1412

R1: 1.1481
 R2: 1.1543
 S1: 1.0974
 S2: 1.0858

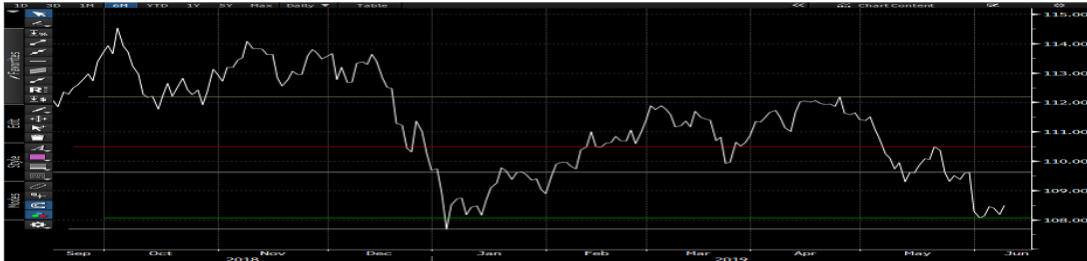
2. GBPUSD



GBPUSD: BUY
 Current: 1.2717
 Target: 1.2803

R1: 1.2901
 R2: 1.3027
 S1: 1.2609
 S2: 1.2485

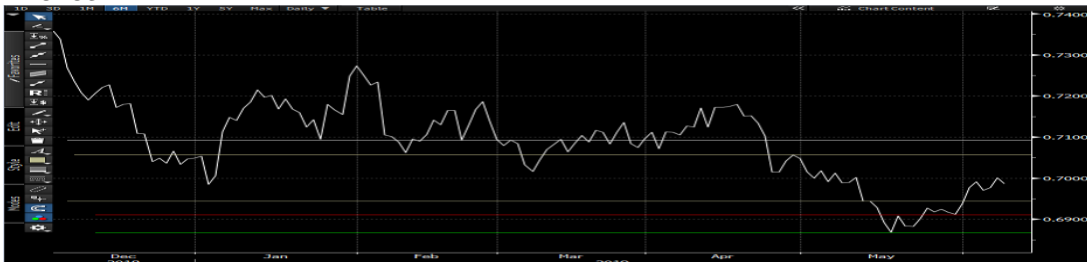
3. USDJPY



USDJPY: BUY
 Current: 108.49
 Target: 109.63

R1: 110.50
 R2: 112.19
 S1: 108.08
 S2: 107.69

4. AUDUSD



AUDUSD: SELL
 Current: 0.6987
 Target: 0.6944

R1: 0.7057
 R2: 0.7092
 S1: 0.6911
 S2: 0.6868

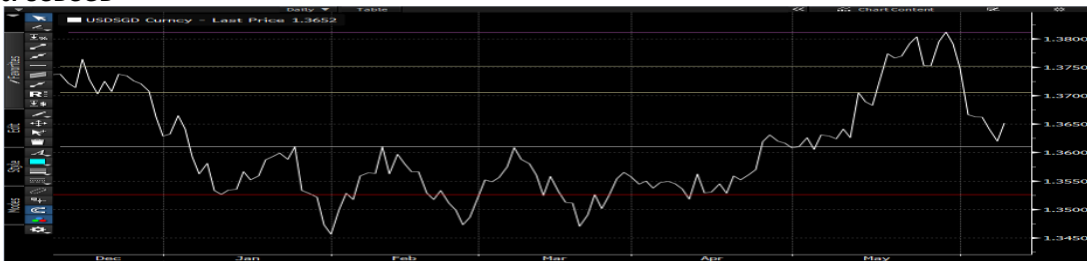
5. USDIDR



USDIDR: SELL
 Current: 14,269
 Target: 14,226

R1: 14,410
 R2: 14,528
 S1: 14,143
 S2: 14,044

6. USDSGD



USDSGD: BUY
 Current: 1.3646
 Target: 1.3684

R1: 1.3752
 R2: 1.3812
 S1: 1.3611
 S2: 1.3526

Macro Economic Indicators

INDICATORS	2014	2015	2016	2017	2018	2019F	2020F
Inflation (% YoY)	8.36	3.35	3.02	3.61	3.13	3.70	3.35
Inflation (% avg)	6.42	6.38	3.53	3.81	3.20	3.25	3.58
Core Inflation (% YoY)	4.93	3.95	3.07	2.95	3.07	3.10	3.04
Core Inflation (% avg)	4.53	4.89	3.35	3.15	2.81	3.08	3.00
Exchange Rate Eop (Rp/US\$)	12440	13795	13436	13548	14481	14600	14800
Exchange Rate Avg (Rp/US\$)	11885	13458	13330	13397	14267	14301	14720
Curent Account (% GDP)	-3.09	-2.03	-1.82	-1.60	-2.98	-2.70	-2.40
Fiscal Balance (% GDP)	-2.20	-2.80	-2.46	-2.46	-1.76	-1.90	-1.80
Interest Rate							
BI 7-Day (Reverse) Repo Rate (% p.a)	5.86	6.25	4.75	4.25	6.00	6.00	6.00
Time Deposit 3 month (% p.a)	8.95	7.99	6.69	6.11	6.84	6.95	6.95
Lending rate working capital (% p.a)	12.81	12.46	11.36	10.68	10.34	10.58	10.58
Credit							
Growth (% YoY)							
Property Credit	17.29	11.86	14.98	13.05	16.33	14.54	14.16
Consumer credit	11.51	9.09	8.76	11.04	10.35	11.14	11.04
Working Capital Credit	10.83	9.04	6.93	8.48	13.03	11.39	10.97
Investment Credit	13.16	14.69	8.65	4.82	10.94	8.11	9.84
Total Credit	11.58	10.44	7.87	8.24	11.75	10.51	10.72
Deposit	12.29	7.26	9.60	9.36	6.45	8.64	9.37
NPL Commercial Banks (%)	2.16	2.49	2.93	2.59	2.37	2.52	2.42
Car Sales (1000 Units)	1208	1013	1062	1080	1151	1184	1223
Car Sales Growth (%)	-1.78	-16.12	4.79	1.70	6.62	2.85	3.29
Motorcycle Sales (1000 Units)	7867	6480	5931	5886	6383	6680	7079
Motorcycle Sales Growth (%)	1.59	-17.63	-8.47	-0.76	8.44	4.65	5.98
Unemployment Rate (%)	5.94	6.18	5.61	5.50	5.34	5.10	5.00
International Reserve (US\$ bn)	111.9	105.9	116.4	130.2	120.7	129.4	134.2
GDP Growth (%)	5.01	4.88	5.03	5.07	5.17	5.14	5.30

Note : the red numbers are forecast

Source : Maybank Indonesia Economic Research

MAYBANK INDONESIA ECONOMIC RESEARCH DIVISION

Sentral Senayan III, 8th Floor
 Jl. Asia Afrika No. 8, Gelora Bung Karno - Senayan
 Jakarta 10270, Indonesia
 Ph: +62 (021) 29228888
 Fax: +62 (021) 29228849

Juniman

Chief Economist

Juniman@maybank.co.id

Myrdal Gunarto

Economist

mgunarto@maybank.co.id

DISCLAIMER: The information contained has been taken from sources we deem reliable. PT Bank Maybank Indonesia and/or its affiliated companies and/or their respective employees and/or agents disclaim any liabilities including the accuracy or completeness of the information and opinions contained in this report or as to any information contained in this report or any other such information or opinions thereof. The information contained in this report is not to be taken as any recommendation made by PT Bank Maybank Indonesia or any other person to enter any agreement with regard to any investment mentioned in this document. This report is prepared for general circulation. It does not have regards to the specific person who may receive this report. In considering any investments you should make your own independent assessment and seek your own professional financial and legal advice.

ANALYST CERTIFICATION: Each contributor to this report hereby certifies that all the views expressed accurately reflect our views about the companies, securities and all pertinent variables. It is also certified that the views and recommendations contained in this report are not and will not be influenced by any part or all of our compensation.